

Instruction of Adding New Beneficiary



Add a new beneficiary

Progress bar: Beneficiary information

This new beneficiary is a company

First Name: JOHN

Last Name: JONES

Gender: Female

Date of birth: 02/01/80

Nationality: Canada

Occupation: Accommodation service managers

Relationship: Friend of family

Buttons: Previous, Next

This is an Example →

This is an Example →

This is an Example →

This is an Example →

This is an Example →

This is an Example →





This is an Example →

Fill out all the fields and click on the Next Button



Press **F11** to exit full screen

Add a new beneficiary

Contact Information: Please tell us more about the beneficiary?

Address
#8-1161 The High Street

City
Coquitlam

Province
BC

Postal Code
V3B 7W3

Country Code
Canada

Email
info@vanexgroup.com

Main Phone
6049673260

[Previous](#) [Next](#)

This is an Example →

This is an Example →

This is an Example →

This is an Example →

This is an Example →

This is an Example →

This is an Example →



Add a new beneficiary

This is an Example →

This is an Example →

This is an Example →

This is an Example →

This is an Example →

This is an Example →

This is an Example →

Banking Information: Is there a bank account for the beneficiary?

Usual Purpose Of Your Transactions
Buying FX to pay for foreign business travel

Bank Name
RBC

Account Number
00000

Transit Number
0000

Swift Number
00x989

Bank Address
vancouver

Banking Details
none

Previous Next

Fill out all the fields and click on the Next Button

